

## Late (Mk.VIII+) Spitfire decal sets – current releases & works in progress (as of January 2025)

**Singles series** drawn from our soon-to-be out-of-production screen-printed Decals & Docs sets, RCAF Fighter Recce Spitfires of 39 Wing.

- ADD24009-1 Spitfire FR.IXc – MJ351 as S “Violet-Dorothy” (F/L Lawson) and MK202 as Q (S/L Wonnacott) of 414 Sqn.
- ADD24009-2 Spitfire FR.IXc – MJ518 as O “Helen II” (F/L Carr) and MK374 as R (S/L Wonnacott during Bodenplatte) of 414 Sqn.
- ADD24009-3 Spitfire FR.XIVe (standard fuselage) – RM876 as H (to 2 January 1945) & RM818 as C (F/O McLeod and W/C Waddell, to 31 December 1944) of 430 Sqn.
- ADD24009-4 Spitfire FR.XIVe (standard fuselage) – RN114 as RC•W, (W/C Waddell, OC 39 Wing, RCAF personal a/c), & RM876 as H (F/L Middleton, 8 February 1945) of 430 Sqn.
- ADD24009-5 Spitfire FR.XIVe (low-back) – MV348 as S “Violet-Dorothy” (F/L Lawson, May 1945), & NH648 as P “Lazy Lady IV” (S/L Prendergast when 414 CO April 1945) of 414 Sqn.

### Colours & Codes series

- ADD24c109-1\* Spitfire National Markings (late war variation 1 – after May 1942).
- ADD24c109-2\* Spitfire National Markings (late variation – 2TAF 1945variation 1).
- ADD24c109-3\* Spitfire National Markings (late variation – 2TAF 1945variation 2).

### Airframe Stencil Data Markings series

- AOD24s109\* Spitfire Airframe Stencil Data Markings (Mk.VIII/IX to late war). This set.
- ADD24s119\* Spitfire Airframe Stencil Data Markings (early versions, especially Mk.V).

## Singles & Specials – variations & combination sets sold directly on [www.aviaeology.com](http://www.aviaeology.com)

ADD24009-1 is given here as a baseline example. This modular availability approach applies generally to most digitally printed **Singles & Special Editions**.

**ADD24009-1\*** – Spitfire FR.IXc’s – MJ351 and MK202 as described above  
**Full set:** individual aircraft markings with National Markings set, ADD24c109-2, included.

**ADD24009-1x\*** – Spitfire FR.IXc’s – MJ351 and MK202 as described above  
**Basic set:** individual aircraft markings only (if you use paint or kit decals for the national markings).

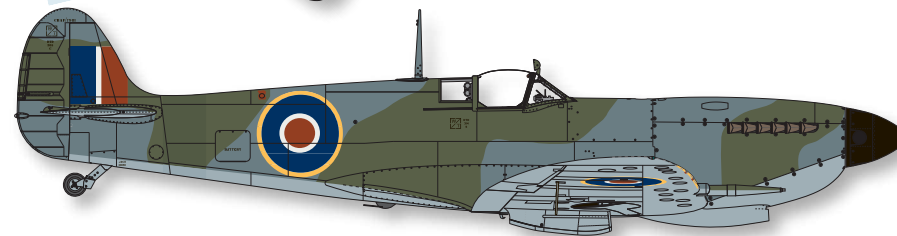

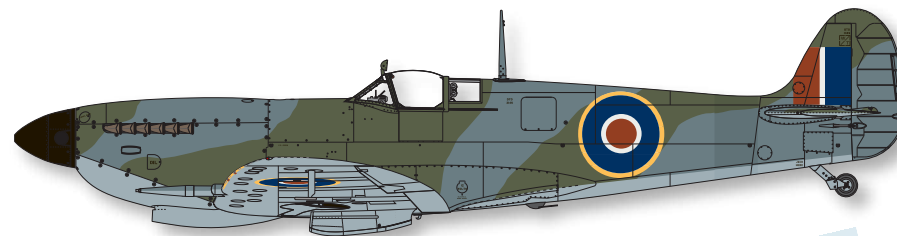
**ADD24009-1s** – Spitfire FR.IXc’s – MJ351 and MK202 as described above  
**Full set+:** ADD24009-1 + ADD24s109 Airframe Stencil Data Markings in the same package.

**ADD24009-1xs** – Spitfire FR.IXc’s – MJ351 and MK202 as described above  
**Basic set+:** ADD24009-1x + ADD24s109 Airframe Stencil Data Markings in the same package.

Discounted combo sets, which include just the **Spitfire National Markings** and **Spitfire Airframe Stencil Data Markings** sets in the same package, are also available on our website.

\* These *Full and Basic Sets*, as well as individual *Colours & Codes* or *Airframe Stencil Data* sets are also stocked by our retailers and distributors. Combinations *not* marked with the \* character are sold as such only on our website, but our vendors are free to offer their own combinations. Note that this list shows only 1/24 scale offerings. As a general rule, these subjects will be or have been produced in other scales if warranted by the practicalities of kit/conversion availability. Bold text indicates sets already available (January 2025) or soon to be released in this scale.

## Spitfire National Markings – Late variation (2TAF, 1945, variation 1)



This package provides one variant of the national markings applied to both Merlin- and Griffon-powered Spitfires in service with 2nd Tactical Air Force (2 TAF) with effect from 2 January 1945. Roundels with yellow outer rings on both wing surfaces were a feature of this markings change. The variant in this set has upper wing roundels of the same size and proportions as those on the fuselage. The variant featuring larger (converted) roundels on the upper wing surfaces is provided for in ADD24c109-3. This set provides for one 1/24 scale model. Earlier national markings for later Spitfires are also available in AOD24c109-1.

## 2 TAF National Markings on Spitfires

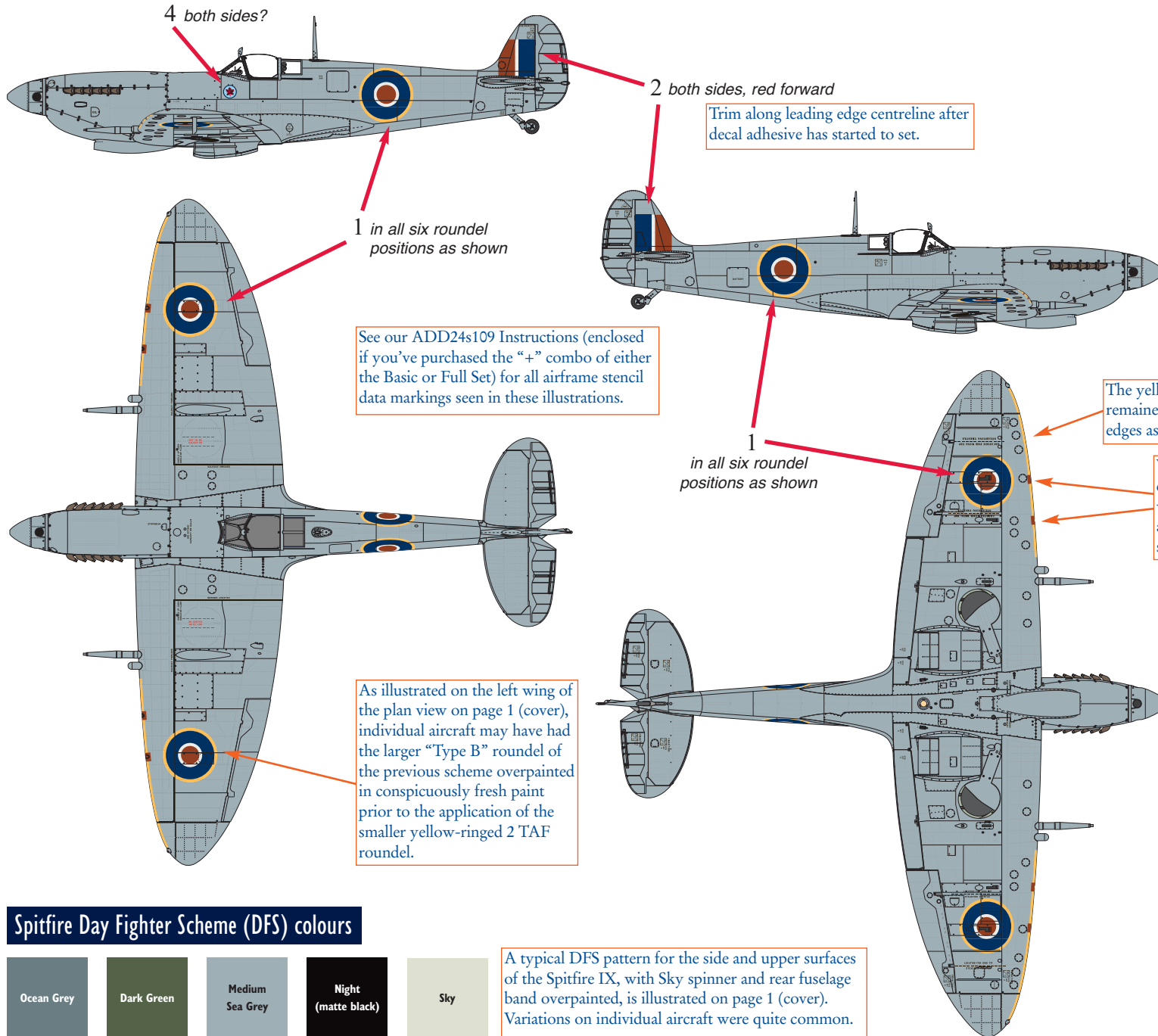
The markings variation represented in this set came into effect from 2 January 1945, following a 2 TAF order that called for the elimination of Sky ID markings (propeller spinners and rear fuselage bands) and other changes.

To accomplish this, spinners were to be refinished in Night (matte black) while the fuselage bands were to be overpainted in the adjacent camouflage colours. The latter refinishing operation often left a perceptible band of fresh paint over old paint around the rear fuselage.

An additional change in markings, ordered at the same time, called for the replacement of the roundels on the wings with National Markings III (or Type C1 as it has been called in the modelling press for decades) above and below. On Spitfires, this led to a few variations, one of which is covered here-in (see ADD24c109-3 for the other).

Bonus item?

Typical location for the RCAF Overseas Service Distinctive Emblem, if applied. Also seen just above the wing root, on the lower rear corner of the engine cowl panel, on some aircraft. It may also have been applied on both sides of some individual aircraft.



See our ADD24s109 Instructions (enclosed if you've purchased the "+" combo of either the Basic or Full Set) for all airframe stencil data markings seen in these illustrations.

The yellow fighter ID markings remained on the wing leading edges as shown.

Wing gun ports were commonly patched over with doped (most probably red) fabric prior to sorties.

As illustrated on the left wing of the plan view on page 1 (cover), individual aircraft may have had the larger "Type B" roundel of the previous scheme overpainted in conspicuously fresh paint prior to the application of the smaller yellow-ringed 2 TAF roundel.

A typical DFS pattern for the side and upper surfaces of the Spitfire IX, with Sky spinner and rear fuselage band overpainted, is illustrated on page 1 (cover). Variations on individual aircraft were quite common.

### Spitfire Day Fighter Scheme (DFS) colours



by SkyGrid Studio  
739 Route 105  
Maugerville, NB  
Canada E3A 8L1

www.aviaecology.com  
info@aviaecology.com  
sales@aviaecology.com  
(519) 742-6965

**Legends**

detail notes

Decal callouts

decal notes