

## Mosquito decal sets – 1/24 scale current releases and works in progress

**Singles & Special Editions** drawn from our out-of-production screen-printed Decals & Docs sets, covering F.II and FB.VI variants from 418 (RCAF), 404 (RCAF), and 333 (RNoAF) Squadrons.

ADD24005-1	FB.VI – HJ719, HR147, & NS850 of 418 Sqn, ADGB (Intruders)
ADD24005-2	FB.VI – SZ976 of 418 Sqn, 2 <sup>nd</sup> Tactical Air Force (2TAF), 1945
ADD24011-1	FB.VI(c) RS838, RS851, & RS856 of 404 Sqn, Coastal Command (rocket armed)
ADD24011-2	FB.VI(c) RS880 & RS882 404 Sqn of 404 Sqn, Coastal Command (rocket armed)
ADD24023-?	<i>The early Intruders of No. 23 Squadron (in development)</i>
ADD24032-?	<i>Banff Strike Wing Mosquitoes (in development)</i>
ADD24033-1	F.II DZ700 & DZ744 of 333 Sqn, Coastal Command (armed recce)
ADD24033-2	FB.VI(c) HP864 & HP904 of 333 Sqn, Coastal Command (armed recce)
ADD24033-3	FB.VI(c) HR116 and HR569 of 333 Sqn, Coastal Command (armed recce)
ADD24033-4	FB.VI(c) HR129 & RF769 of 333 Sqn, Coastal Command (armed recce)

### Colours & Codes series

ADD24c105-1*	Mosquito National Markings (typical for 1942-1945).
ADD24c105-2*	Mosquito National Markings (typical for 1945).
ADD24c105-3*	Mosquito National Markings (typical for 2 TAF, 1945).

### Airframe Stencil Data Markings series

ADD24s105\* Mosquito Airframe Stencil Data Markings (ASDM - all marks). This set.

## Singles variations & combination sets sold directly on [www.aviaeology.com](http://www.aviaeology.com)

ADD24005-1 is given here as a baseline example. This modular availability approach applies generally to most digitally printed **Singles & Special Editions**.

ADD24005-1\* – FB.VIs – HJ719 *Moonbeam McSwine*, HR147 *Hairless Joe*, & NS850 *Black Rufe*  
**Full set:** Codes, serials, and personal markings featuring nose art for each of these aircraft, and including the complete National Markings set, ADD24c105-1.

ADD24005-1x\* – FB.VIs – HJ719 *Moonbeam McSwine*, HR147 *Hairless Joe*, & NS850 *Black Rufe*  
**Basic set:** Codes, serials, and personal markings as above but excluding the National Markings (typically preferred by model makers who use paint masks or kit decals for the national markings).

ADD24005-1s – FB.VIs – HJ719 *Moonbeam McSwine*, HR147 *Hairless Joe*, & NS850 *Black Rufe*  
**Full set+:** Codes, serials, and personal markings as per the **Full Set** above, including the complete National Markings set, ADD24c105-1 as well as Airframe Stencil Data Markings set, ADD24s105 in the same package.

ADD24005-1xs – FB.VIs – HJ719 *Moonbeam McSwine*, HR147 *Hairless Joe*, & NS850 *Black Rufe*  
**Basic set+:** Codes, serials, and personal markings as per the **Basic Set** above, excluding the complete National Markings set, ADD24c105-1, but including ADD24s105.

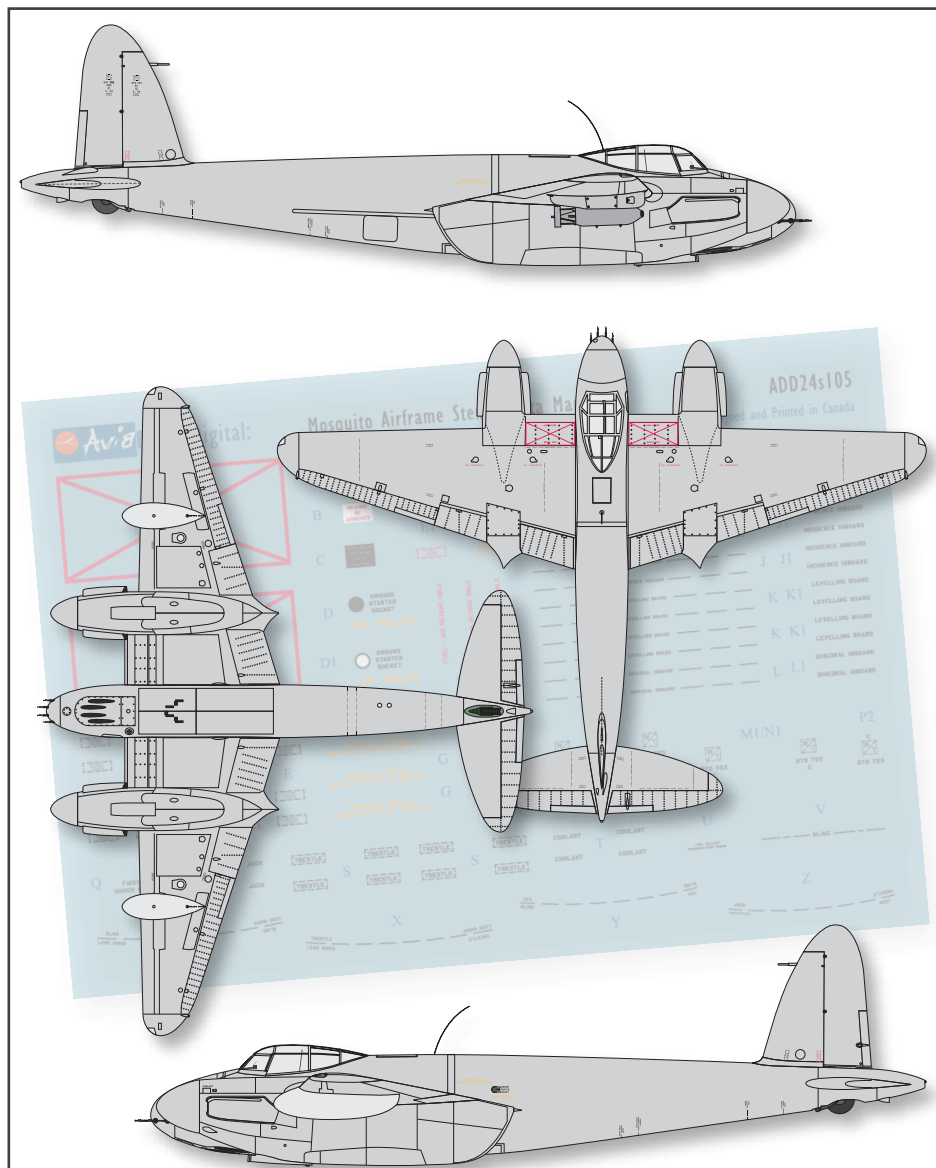
ADD24c105-1s, 2s, or 3s – Mosquito National Markings (any one of these three different sets)  
**National Markings set+:** ADD24s105 ASDM with any one of the Mosquito National Markings sets in the same package.

\* These Full and Basic sets, as well as individual Colours & Codes or Airframe Stencil Data Markings sets are also stocked by our retailers and distributors.

Combinations not marked with the \* character are sold only on our website, while vendors are free to offer their own combinations.

*Bold text indicates that the set has already been released in at least one scale.*

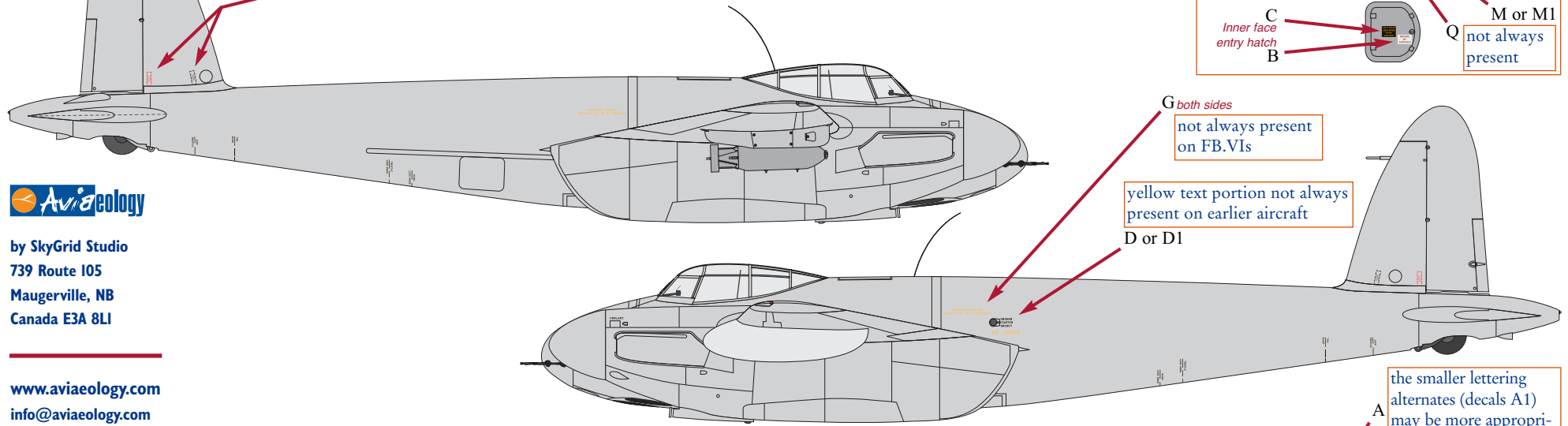
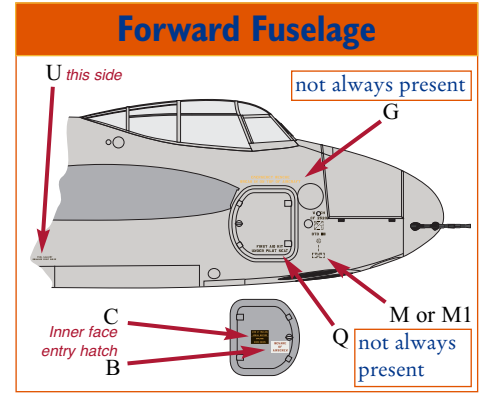
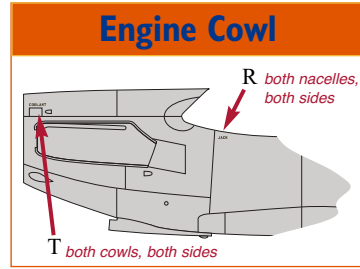
## Mosquito Airframe Stencil Data Markings (part I) - all marks



This package contains an extensive range of airframe maintenance / data markings, including a number of factory and field-applied variations that have been observed for some of the individual elements. This set is compatible with all Mosquito finish schemes except the early-war overall Night (Matte Black) nightfighter scheme. Includes enough to complete at least one 1/24 scale model with detailed application instructions.

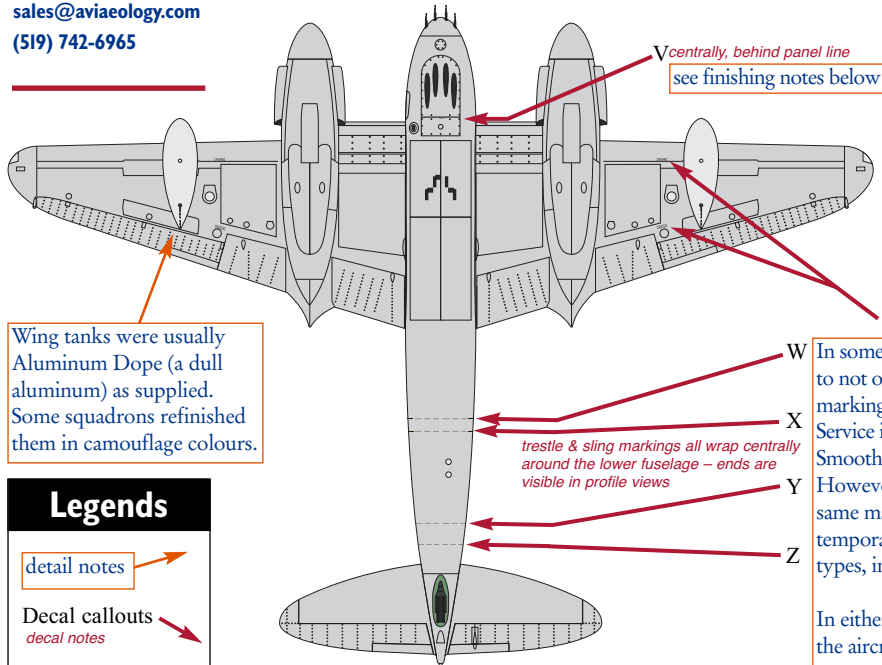
# Mosquito airframe stencil / data markings

**NOTE:** Where variations in markings styles have been found during research, alternates are provided in this set. Alternates have the same callout letter, but are suffixed with a number. The first is the preferred choice (seen most often in reference photos, while the alternates observed less often). Also note that some items may not have been applied (or reapplied after maintenance, etc) at all times. As always, consult available reference materials for your individual subject aircraft.

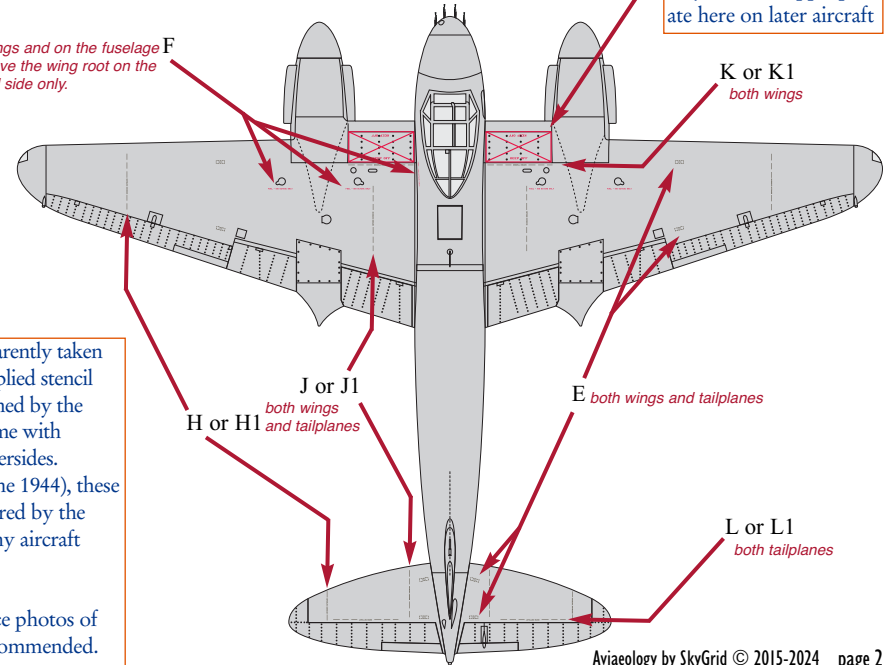


by SkyGrid Studio  
 739 Route 105  
 Maugerville, NB  
 Canada E3A 8L1

[www.aviaeology.com](http://www.aviaeology.com)  
[info@aviaeology.com](mailto:info@aviaeology.com)  
[sales@aviaeology.com](mailto:sales@aviaeology.com)  
 (519) 742-6965



**F** *both wings and on the fuselage just above the wing root on the lefthand side only.*



Wing tanks were usually Aluminum Dope (a dull aluminum) as supplied. Some squadrons refinished them in camouflage colours.

In some squadrons, care was apparently taken to not overpaint some factory-applied stencil markings on some FB.VIs refinished by the Service in the early Intruder scheme with Smooth Night (Matte Black) undersides. However, later on (after early June 1944), these same markings were often obscured by the temporary AEA stripes on many aircraft types, including Mosquitoes. In either case, a check of reference photos of the aircraft being modelled is recommended.

### Legends

detail notes →

→ Decal callouts  
decal notes